

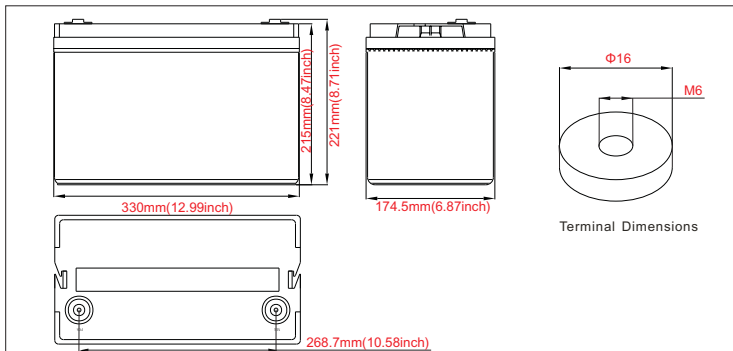
Model: 6-FM-100B

GP SERIES

General Features

GP(General purpose) series VRLA batteries is designed for a wide range of applications in UPS, Cable Television, Emergency Power System etc. With latest AGM technology, the GP range of batteries features one-way valves and ensures reliability in performance. The design float life is 10 years @ 25°C(77°F).

Dimensions



General Characteristics

Nominal Voltage	12V
Rated Capacity	100Ah - 5A for 20h to 1.75V/cell @25°C(77°F)
Weight	29.0 kg
Internal Resistance	Approx 4.2mΩ
Operating Temperature Range	Discharge: -40°C~50°C(-40°F~122°F)
	Charge: -20°C~50°C(-4°F~122°F)
	Storage: -20°C~40°C(-4°F~104°F)
Recommended temperature	15°C~25°C(59°F~77°F)
Float Voltage	13.6V-13.8V@25°C(77°F)
Recommended Maximum Charging Current	25A
Equalize and Cycle Service	14.4V-14.7V@25°C(77°F)
Self Discharge	The residual capacity is above 87% after 90 days storage(25°C/77°F)
Terminal	M6 Female
Container Material	ABS

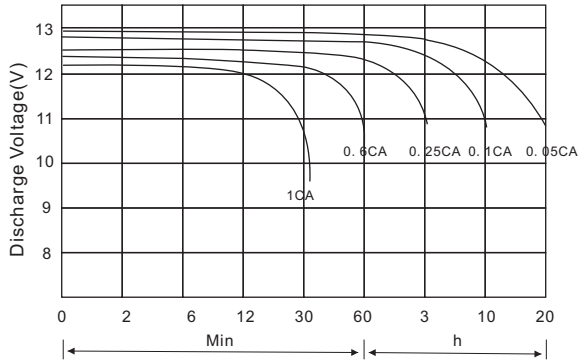
Constant Current Discharge Characteristics Unit: A (25°C, 77°F)

End voltage per cell	10 min	15 min	30 min	1 h	3 h	5 h	10 h	20 h
1.60V	210	170	100	60.9	26.5	18.1	10	5.17
1.65V	202	164	95.8	57.5	26.3	17.4	9.8	5.12
1.70V	185	151	88.5	56.6	25.8	17.1	9.6	5.08
1.75V	172	141	85.6	55.7	25.6	16.6	9.5	5.03
1.80V	161	132	83.7	52.8	24	16.3	9.3	5.00

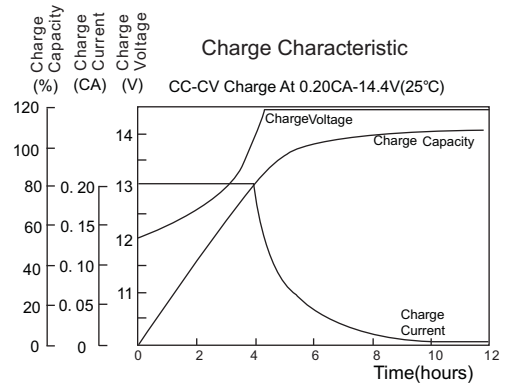
Constant Power Discharge Characteristics Unit: Watts/cell (25°C, 77°F)

End voltage per cell	5 min	10 min	15 min	30 min	1 h	2h	3 h	5 h
1.60V	503	361	295	183	114	67.1	50.2	34.0
1.65V	476	349	290	173	109	64.4	48.6	33.6
1.70V	440	331	275	168	105	63.5	48.4	33.3
1.75V	406	325	270	163	102	61.3	46.4	32.7
1.80V	382	303	257	157	95.7	59.4	46.1	32.3

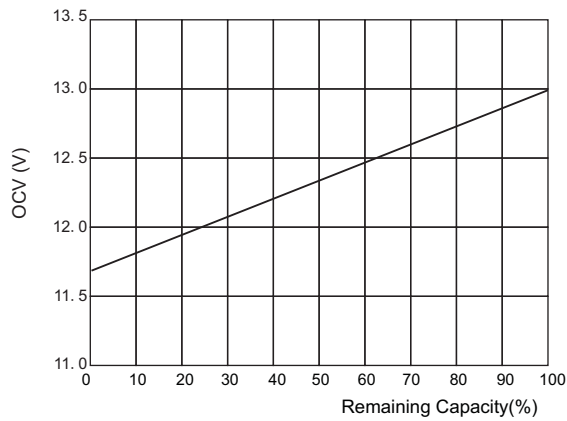
Terminal Voltage(V) vs. Discharge Time (25°C, 77°F)



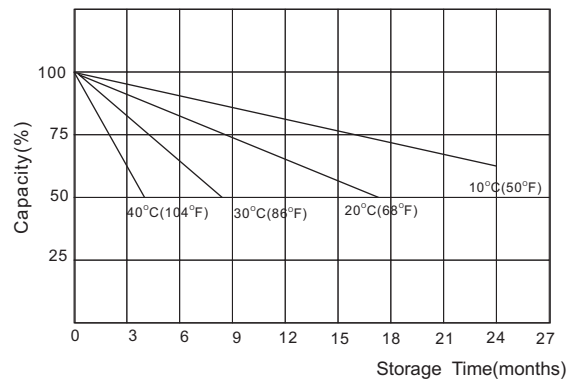
Battery Voltage vs Charge Time



Relationship of OCV vs. State of Charge



Capacity Retention Characteristic



Charging Procedures

Application	Charge Voltage			Max. Charge Current
	Temp.	Set Range (V/block)	Temperature Compensation Coefficient (mV/°C/cell)	
Cycle	25°C	14.4 - 14.7	-5	0.25C
Standby	25°C	13.6 - 13.8	-3	

Discharge Current vs. Discharge Voltage

Final Discharge Voltage V/Cell	1.85	1.80	1.70	1.60
Discharge Current (A)	0.02C ≥ (A)	0.02C < (A) < 0.2C	0.2C < (A) < 0.5C	0.5C < (A) < 1.0C

Contact Details

Contact: Paul/Heinz/Nasasha
 Tel Office: 011 074 4533
 Tel Cell: 083 435 0297/ 083 417 4940
 Email: fcsolar@mweb.co.za
 Web: www.fullcirclesolar.co.za

