

stored energy solutions for a demanding world



Narada

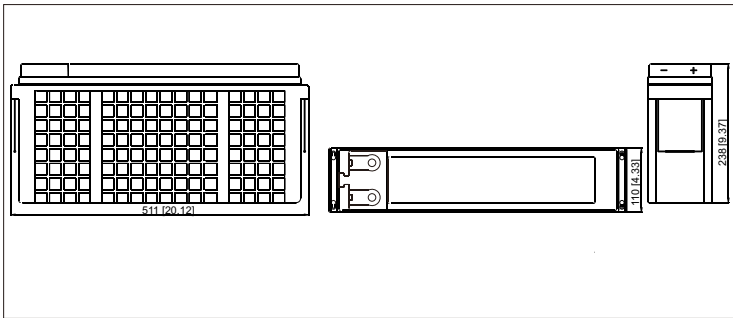
Model: 6-GFM-105F

MP SERIES

The products are used as standby power for communication, power, military and broadcast and television system. They possess precise ABS heat seal technology between container and lid and patented post seal structure. The design float life is 12 years at 25°C (77°F).



Dimensions-mm [inch]



Specifications

Battery Model	6-GFM-105F
Nominal Voltage	12V
Rated Capacity	100Ah (10hour rate) to 1.80V/cell @25°C(77°F)
Typical Weight	34kg
Internal Resistance	Approx 5.4mΩ
Operating Temperature Range	Operation (maximum): -40°C to 55°C(-40°F to 131°F)
	Operation (recommended): 15°C to 25°C(59°F to 77°F)
	Storage: -20°C to 40°C(-4°F to 104°F)
Float Voltage	2.25V/cell@25°C(77°F)
Recommended Maximum Charging Current Limit	25A
Equalize and Cycle Service	2.35V~2.40V/cell@25°C(77°F)
Self Discharge	The residual capacity is above 90% after 90 days storage(25°C/77°F)
Terminal	M6 Female
Terminal Hardware Torque	10 ± 1.0Nm
Container Material	ABS (V0 optional)

Constant Current Discharge Characteristics Units: Amperes (25°C, 77°F)

End voltage per cell	5min	15min	30min	45min	1h	2h	3h	4h	5h	6h	8h	10h	12h	20h	24h
1.60V	372	200	121	87.8	71.0	40.7	29.5	23.2	19.6	16.8	12.9	10.6	8.94	5.60	4.68
1.67V	350	193	119	87.2	70.6	40.5	29.0	23.0	19.5	16.7	12.8	10.5	8.93	5.55	4.64
1.70V	346	190	117	86.5	70.0	40.2	28.8	22.9	19.2	16.5	12.7	10.5	8.84	5.54	4.64
1.75V	318	184	116	85.9	69.0	39.1	28.5	22.7	19.1	16.4	12.6	10.4	8.84	5.53	4.63
1.80V	285	171	111	82.4	68.0	38.8	28.3	22.6	18.7	16.1	12.5	10.3	8.77	5.47	4.62
1.83V	272	157	109	79.7	64.3	38.3	27.4	21.6	18.0	15.5	12.2	9.92	8.34	5.46	4.55
1.85V	255	152	102	76.5	62.3	36.9	26.6	21.3	17.6	15.2	11.8	9.84	8.24	5.36	4.51

Discharge Data with Constant Power Units: Watts per cell (25°C, 77°F)

End voltage per cell	5min	15min	30min	45min	1h	2h	3h	4h	5h	6h	8h	10h	12h	20h	24h
1.60V	622	351	219	165	133	76.8	56.1	44.5	37.5	32.3	25.0	20.6	17.3	11.1	9.29
1.67V	599	345	217	164	133	76.6	55.4	44.4	37.5	32.1	24.9	20.4	17.3	11.1	9.29
1.70V	595	341	217	164	132	76.3	55.4	44.2	37.0	31.9	24.7	20.2	17.2	11.0	9.27
1.75V	563	339	216	163	130	75.9	54.8	44.2	37.0	31.8	24.5	20.2	17.1	11.0	9.27
1.80V	516	320	211	159	130	75.7	54.6	44.1	36.3	31.5	24.4	20.1	17.1	11.0	9.25
1.83V	500	293	209	155	125	74.7	53.4	42.5	35.5	30.6	24.2	19.6	16.6	11.0	9.19
1.85V	474	286	194	148	121	72.3	51.9	41.9	34.7	30.0	23.5	19.5	16.4	10.8	9.11

stored energy solutions for a demanding world

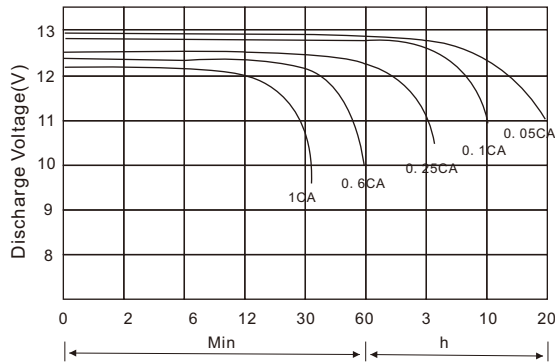


NARADA

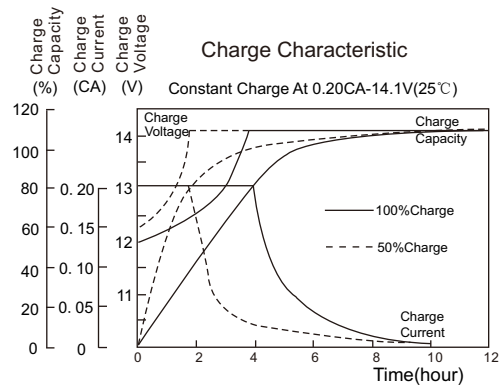
Model: **6-GFM-105F**

MP SERIES

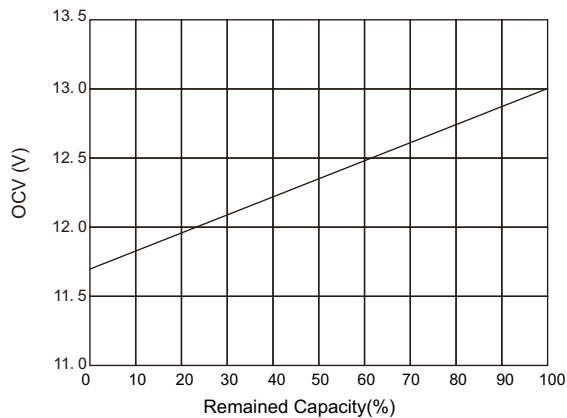
Terminal Voltage(V) Vs. Discharge Time (25°C, 77°F)



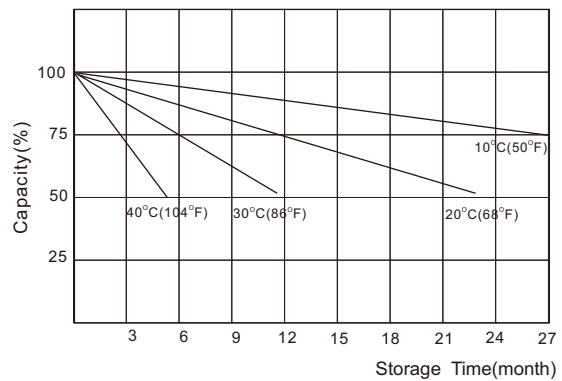
Battery Voltage Vs. Charge Time



Relationship of OCV Vs. State of Charge



Capacity Retention Characteristic



Charging Procedures

Application	Charge Voltage (V/Cell)			Max. Charge Current
	Temperature	Set Point	Allowable Range	
Cycle	25°C	2.40	2.35~2.40	0.25C
Standby	25°C	2.25	2.23~2.27	

Discharge Current VS. Discharge Voltage

Final Discharge Voltage V/Cell	1.80	1.70	1.55	1.30
Discharge Current (A)	0.2C ≥ (A)	0.2C < (A) < 0.5C	0.5C < (A) < 1.0C	(A) > 1.0C

NARADA POWER SOURCE CO.,LTD.

9F, Building A, No. 50 Zijinghua Road, Hangzhou, China
 Tel:+86-571-28827013 Fax:+86-571-28828290
 Website:www.naradabattery.com E-mail:intl@narada.biz

NARADA ASIA PACIFIC PTE.LTD.

65 Ubi Crescent #07-05 HOLA centre, Singapore
 Tel: +65-6848 1191 Fax: +65-6749 3498
 E-mail: sales@narada.com.sg

NARADA EUROPE (UK) LIMITED

Spectrum House, Dunstable Road, Redbourn,
 St. Albans, Herts AL3 7PR
 Tel: +44 (0)845 371 7095 Fax:+44 (0)845 612 2031
 E-mail: sales@naradaeurope.com

