

stored energy solutions for a demanding world

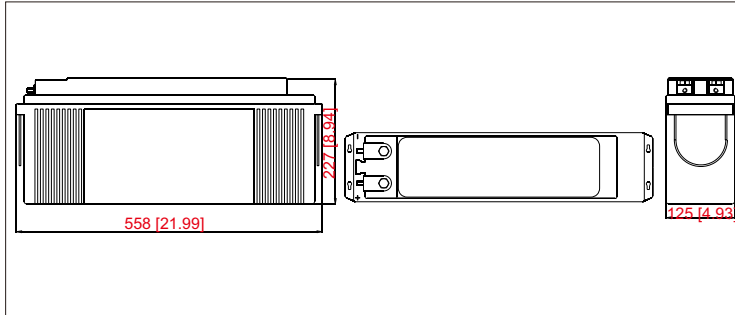


Model: **6-GFM-100F**

MP SERIES

The products are used as standby power for communication, power, military and broadcast and television system. They possess precise ABS glue seal technology between container and lid and patented post seal structure. The design float life is 12 years at 25°C (77°F).

**Dimensions-mm [inch]**



**Specifications**

<b>Battery Model</b>	6-GFM-100F
<b>Nominal Voltage</b>	12V
<b>Rated Capacity</b>	100Ah (10hour rate) to 1.85V/cell @25°C(77°F)
<b>Typical Weight</b>	37.5kg
<b>Internal Resistance</b>	Approx 4.88mΩ
<b>Operating Temperature Range</b>	Operation (maximum): -40°C to 55°C(-40°F to 131°F)
	Operation (recommended): 15°C to 25°C(59°F to 77°F)
	Storage: -20°C to 40°C(-4°F to 104°F)
<b>Float Voltage</b>	2.25V/cell@25°C(77°F)
<b>Recommended Maximum Charging Current Limit</b>	25A
<b>Equalize and Cycle Service</b>	2.35V~2.40V/cell@25°C(77°F)
<b>Self Discharge</b>	The residual capacity is above 90% after 90 days storage(25°C/77°F)
<b>Terminal</b>	M6 Female
<b>Terminal Hardware Torque</b>	10 ± 1.0Nm
<b>Container Material</b>	ABS (V0 optional)

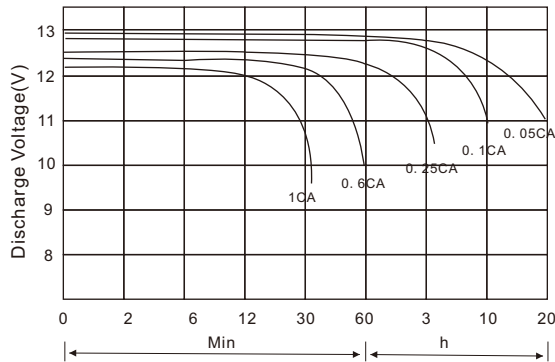
**Constant Current Discharge Characteristics Units: Amperes (25°C, 77°F)**

End voltage per cell	5min	15min	30min	45min	1h	2h	3h	4h	5h	6h	8h	10h	12h	20h	24h
1.60V	325	175	106	76.7	62	35.6	27.9	21.4	19.2	16.1	12.5	10.4	8.75	5.44	4.54
1.67V	305	169	104	76.2	61.7	35.4	27.4	21.3	19.0	16.1	12.4	10.3	8.67	5.39	4.50
1.70V	302	166	103	75.6	61.2	35.1	27.2	21.1	18.8	16.0	12.4	10.2	8.58	5.38	4.50
1.75V	278	160	102	75.1	60.3	34.2	26.9	20.9	18.6	15.9	12.1	10.1	8.58	5.37	4.50
1.80V	249	150	97.4	72.0	58.7	33.9	26.7	20.8	18.1	15.6	12.0	10.0	8.51	5.31	4.49
1.83V	238	137	95.5	69.6	56.2	33.5	25.8	19.9	17.5	15.1	11.9	9.63	8.17	5.30	4.42
1.85V	223	133	88.7	66.8	54.4	32.2	25.1	19.6	17.1	14.7	11.5	9.55	8.12	5.20	4.38

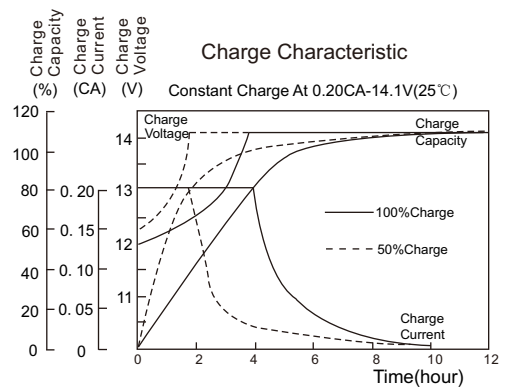
**Discharge Data with Constant Power Units: Watts per cell (25°C, 77°F)**

End voltage per cell	5min	15min	30min	45min	1h	2h	3h	4h	5h	6h	8h	10h	12h	20h	24h
1.60V	543	307	191	144	117	67.1	53.0	41.0	36.8	31.0	24.3	20.2	16.9	10.8	9.02
1.67V	523	301	190	143	116	67.0	52.3	41.0	36.6	31.0	24.0	20.1	16.8	10.7	9.02
1.70V	520	298	190	143	116	66.7	52.3	40.8	36.3	31.0	24.0	19.7	16.7	10.7	9.00
1.75V	485	296	189	143	114	66.3	51.7	40.8	36.1	30.9	23.5	19.6	16.6	10.7	9.00
1.80V	453	280	185	139	114	66.1	51.6	40.6	35.3	30.6	23.4	19.6	16.6	10.7	8.98
1.83V	437	256	182	135	109	65.3	50.4	39.2	34.5	29.7	23.5	19.1	16.3	10.7	8.92
1.85V	414	250	169	130	106	63.2	49.0	38.6	33.7	29.1	22.8	18.9	16.2	10.5	8.85

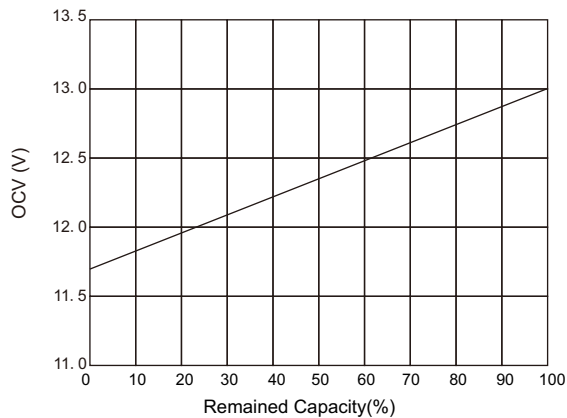
Terminal Voltage(V) Vs. Discharge Time (25°C, 77°F)



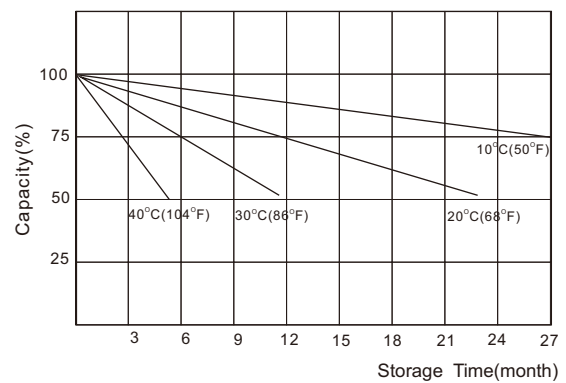
Battery Voltage Vs. Charge Time



Relationship of OCV Vs. State of Charge



Capacity Retention Characteristic



**Charging Procedures**

Application	Charge Voltage (V/Cell)			Max. Charge Current
	Temperature	Set Point	Allowable Range	
Cycle	25°C	2.40	2.35~2.45	0.25C
Standby	25°C	2.25	2.23~2.27	

**Discharge Current VS. Discharge Voltage**

Final Discharge Voltage V/Cell	1.80	1.70	1.55	1.30
Discharge Current (A)	0.2C ≥ (A)	0.2C < (A) < 0.5C	0.5C < (A) < 1.0C	(A) > 1.0C

**NARADA POWER SOURCE CO.,LTD.**  
 9F, Building A, No. 50 Zijinghua Road, Hangzhou, China  
 Tel:+86-571-28827013 Fax:+86-571-28828290  
 Website:www.naradabattery.com E-mail: intl@narada.biz

**NARADA ASIA PACIFIC PTE.LTD.**  
 65 Ubi Crescent #07-05 HOLA centre, Singapore  
 Tel: +65-6848 1191 Fax: +65-6749 3498  
 E-mail: sales@narada.com.sg

**NARADA EUROPE (UK) LIMITED**  
 Spectrum House, Dunstable Road, Redbourn,  
 St. Albans, Herts AL3 7PR  
 Tel: +44 (0)845 371 7095 Fax:+44 (0)845 612 2031  
 E-mail: sales@naradaeurope.com

